

RIVAYAMAHAHONDA.COM

Call Toll Free: 1-877-RIVA YAM
International: 954-785-4820

HOME CONTACT

WATERCRAFT ▾ | ATV ▾ | MOTORCYCLES ▾ | GO-PEDS ▾ | RACING ▾ | ORIGINAL PARTS FIND

[Post New Topic](#) [Post Reply](#)[login](#) | [register](#) | [search](#) | [faq](#) | [forum home](#)[Jump to new posts](#) ↗


Previous ◀ ▶ Next

» You are not logged in. [Login](#) or [register](#) [Riva Performance Forum](#) » [Yamaha PWC Performance Forum](#) »
Pump Sealing Pictures (Page 1)

This topic is comprised of pages: 1 [2](#)


Author

Topic: Pump Sealing Pictures

Fercho posted 04-03-2002 12:47 AM “ ”Member
Member
25




Seal triangular areas at the bottom of the transom plate with 3M5200 fast cure and let them cure for about 24 hours before you install the pump shoe





Be generous with the adhesive





Remove some of the pump shoe material to allow the intake grate to be as flush as possible with the shoe, If not filing the top of the intake grate is recommended to math them up







[04-03-2002: Message edited by: Fercho]

Fernando

**"SUPPORT YOUR TROOPS AND REMEMBER WHAT MEMORIAL AND
VETERAN'S DAY IS ALL ABOUT "**


Post: 1600 | From: Guest | Topic: Pump Sealing Pictures | Registered: Dec 2000 | IP: [redacted]

Posts: 4600 | From: Sugar Land, Texas | Registered: Dec 2000 | IP: [Logged](#)

Fercho  posted 04 -03-2002 12:47 AM     “ ”

Member
Member
25





Torque at 15 pounds, and torque and re-torque, to make the excess adhesive come out thru the sides



Wipe excess out with paper towel and clean up with acetone.





I replace the stock impeller shaft cover hose with a Gates brand which is vulcanized because my 99XLL OEM hose ruptured allowing the entire engine to flood being only 3 hours old. The cost of the hose is about \$8.00 to \$10.00 and you can pick one up at any Auto Parts store, just make sure that is not the one that has a wire coil inside.

Fercho

[04-03-2002: Message edited by: Fercho]

Fernando

"SUPPORT YOUR TROOPS AND REMEMBER WHAT MEMORIAL AND VETERAN'S DAY IS ALL ABOUT "

Posts: **4600** | From: **Sugar Land, Texas** | Registered: **Dec 2000** | IP: [Logged](#)

newb

New Member
Member # 2133

posted 04-03-2002 01:02 AM



Fernando



"SUPPORT YOUR TROOPS AND REMEMBER WHAT MEMORIAL AND VETERAN'S DAY IS ALL ABOUT "

Posts: **4600** | From: **Sugar Land, Texas** | Registered: **Dec 2000** | IP: [Logged](#)

yamama

Member

Member # 1223

 posted 04-03-2002 08:06 AM 

cheers fercho 😊😊😊

 2000 GP1200R
 FACTORY TRIPLES
 GOAT TUNED CYLINDERS
 NOVI 48'S
 DOMINATOR MANIFOLD
 BOYSEN REED STUFFERS
 RIVA HEAD
 RIVA FLAME ARRESTORS
 SKAT TRAK SETBACK 14 VEIN MAGNUM
 SKAT TRAK 14/20
 RIVA RACE GRATE AND PUMP SHOE
 ADVENT CDI
 RIVA SPONSONS
 PROTEC RIDE PLATE
 RIVA TRIM TABS
 RIVA DROP NOZZEL KIT
 RIVA T&W CRANK
 RIVA EXHAUST FILTER RESTRICTORS